

BALANCED ALLOCATION FUND

July 31, 2010 | www.huntingtonfunds.com | 1.800.253.0412 |

Fund Goal and Strategy

The Fund seeks current income and moderate appreciation of capital. The Fund seeks to achieve its objective by investing exclusively in a combination of underlying Huntington Funds with an asset allocation target of 60% Equity, 40% income and 0-15% Money Market. The equity portion of the Fund's portfolio is significantly weighted to large-cap domestic equity and international equity funds, but also includes weightings to mid- and small-cap equities. This Fund is appropriate for investors seeking additional diversification provided by a balanced portfolio of funds, with exposure to both equity and fixed income sectors.

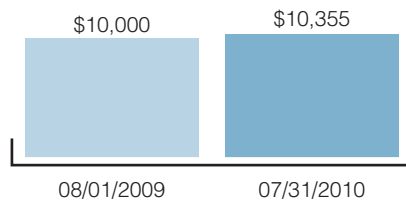
Total Return

	Month	Quarter 6-30-2010	YTD	1-yr	Since Inception
Class A Load	-0.28%	-10.73%	-4.17%	3.55%	3.55%
Class A NAV	4.66%	-6.26%	0.65%	8.72%	8.72%
S&P 500 Index	7.01%	-11.43%	-0.11%	13.84%	—
Lipper Mixed-Asset Target Allocation Moderate Funds Average	4.70%	-5.82%	1.98%	11.87%	—
Balanced Allocation Indices Blend	4.63%	-5.46%	2.52%	11.87%	—

Expense Ratio (%)

Class A 1.90

Growth Over Time




Holdings

Huntington Fixed Income Securities Fund	16.7%
Huntington International Equity Fund	13.6%
Huntington Macro 100 Fund	9.4%
Huntington Income Equity Fund	9.4%
Huntington Growth Fund	8.9%
Huntington Situs Fund	8.7%
Huntington Intermediate Government Income Fund	7.8%
Huntington Dividend Capture Fund	5.0%
Huntington Mid Corp America Fund	4.9%
Huntington Mortgage Securities Fund	4.5%
Huntington Short/Intermediate Fixed Income Securities Fund	4.4%
Huntington New Economy Fund	3.7%
Huntington Money Market Fund	3.2%

Portfolio composition is subject to change.

Asset Allocation



Performance data quoted represents past performance which is no guarantee of future results. Investment return and principal value will fluctuate so that an investor's shares, when redeemed, may be worth more or less than their original cost.

Mutual fund performance changes over time and current performance may be lower or higher than what is stated. To obtain current to the most recent month-end performance, call 1-800-253-0412.

The funds are distributed by Unified Financial Securities, Inc. (Member FINRA) a wholly owned subsidiary of Huntington Bancshares, Inc. and an affiliate of Huntington Asset Advisors, Inc. the advisor to the Huntington Funds.

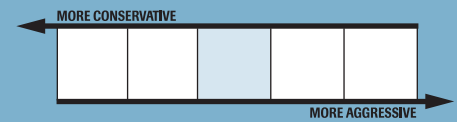
The load returns reflect the 4.75% maximum sales charge for the Class A shares

The risk of investing in the Huntington Asset Allocation Funds is a reflection of the risks of investing in the Underlying Funds in which each Asset Allocation Fund invests. Therefore, it is important that you carefully read the prospectus for each Underlying Fund. Diversification does not assure profit or protect against loss in a declining market. Asset Allocation Funds do not assure or guarantee better performance and cannot eliminate the risk of investment loss. Before investing, you should carefully read the risk disclosure for each of the Underlying Funds, which can be found in the current prospectus.

Because the Funds invest in other Funds, the Funds are shareholders of those Underlying Funds and indirectly bear its proportionate share of the operating expenses, including management fees, of the Underlying Funds.

Not A Deposit	Not Insured By Any Government Agency	Not FDIC Insured	No Bank Guarantee	May Lose Value
----------------------	---	-------------------------	--------------------------	-----------------------

Risk/Reward Profile



July 31, 2010 | Balanced Allocation Fund |

Key Reasons to Invest

• Diversification in One Investment.

Investing in a “fund of funds” gives you the opportunity to participate in an asset allocation strategy that provides diversification among a broad range of asset classes and is best suited to your investment style.

• Put the Power of Tactical Asset Allocation to Work for You.

Huntington strategists employ a tactical allocation strategy to capitalize on potential opportunities in the market. Our disciplined investment decisions are shaped by a continual analysis of US and International economic trends, forecast of interest rates and a review of the stock and bond markets. The allocation of the underlying funds is reviewed monthly and changes are made approximately two to four times a year.

Portfolio Profile

Class A

Inception Date	08/01/2009
CUSIP	446327157
Ticker	HBAFX
NAV	\$10.77

Total Net Assets (millions)	\$19.78
Number of Issues	13
Dividend Schedule	Quarterly
Minimum Initial Investment	\$1,000

Professional Fund Management

Paula Jurcenko, Senior Vice President and Portfolio Manager

- Director of Product Management
- Over 10 years of experience in investment product development and management
- Bachelor's Degree and MBA, The Ohio State University
- Series 7 and 24 FINRA Licenses

Bond prices are sensitive to changes in interest rates and a rise in interest rates can cause a decline in their prices.

There are no guarantees that dividend paying stocks will continue to pay dividends. In addition, dividend paying stocks may not experience the same capital appreciation potential as non-dividend paying stocks.

Lipper figures represent the average total returns reported by all mutual funds designated by Lipper Inc. as falling into the respective categories indicated. They do not reflect sales charges.

The holding percentages are based on net assets at the close of business on 07/31/10 and may not necessarily reflect adjustments that are routinely made when presenting net assets for formal financial statement purposes.

Funds whose investments are concentrated in a specific industry or sector may be subject to a higher degree of market risk than funds whose investments are diversified. In addition, the Fund may be subject to specific risks of the technology sector, such as obsolescence.

This information must be preceded or accompanied by a current prospectus or summary prospectus. Please read the prospectus or summary prospectus carefully before investing or sending money.

The Balanced Allocation Blended Benchmark is a custom blended index comprised of the following two indices with their noted respective weightings: Standard & Poor's 500 Index (60%) and the Barclays U.S. Aggregate Bond Index (40%). The Barclays U.S. Aggregate Index is comprised of securities from the Barclays Government/Corporate Bond Index, Mortgage Securities Index and the Asset Based Index. Total return comprises price appreciation/depreciation and income as a percentage of the original investment. Indices are rebalanced monthly by market capitalization. The index is unmanaged and, unlike the Fund, is not affected by cashflows. It is not possible to invest directly in an Index. The S&P 500 Index is an unmanaged index generally representing the performance of the broad domestic economy through changes in the aggregate market value of 500 stocks representing all major industries. Investments cannot be made in an index.

The growth of a \$10,000 investment shown is for Class A Shares. Figures reflect the 4.75% maximum sales charge. It assumes the reinvestment of all distributions.

International investing involves special risks including currency risk, increased volatility of foreign securities, political risks, and differences in auditing and other financial standards. Prices of emerging markets securities can be significantly more volatile than the prices of securities in developed countries and currency risk and political risks are accentuated in emerging markets.

Small company stocks may be less liquid and subject to greater price volatility than large capitalization stocks.

The value of some mortgage-backed securities may be particularly sensitive to changes in prevailing interest rates, and although the securities are generally supported by some form of government or private insurance, there is no assurance that private guarantors or insurers will meet their obligations.

Mid-cap investing involves greater risk not associated with investing in more established companies, such as greater price volatility, business risk, less liquidity and increased competitive threat.