

# Huntington Ohio Tax-Free Fund

Morningstar Category:  
Muni Ohio



Huntington Ohio Tax-Free Fund is designed to offer investors a portfolio of high quality Ohio municipal bonds to provide current income exempt from federal income taxes and Ohio personal income taxes. When selecting securities for the Fund, the manager evaluates economic activity and interest rate trends, reviews the financial information relating to each issuer and looks for attractively priced issues. These municipal obligations include debt obligations issued by Ohio and its political subdivisions to obtain funds for various public projects and help contribute to the growth of their communities.

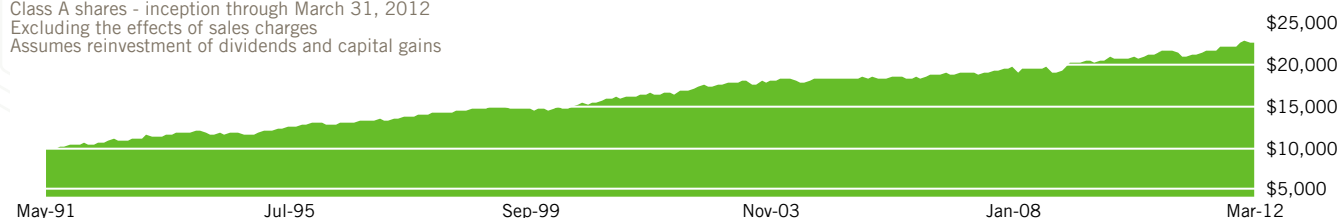
Fund Manager: **Kathy Stylarek, Vice President & Senior Portfolio Manager** | Over 10 years experience

Performance Update	Average annual total return (%) as of 03/31/2012						
	YTD	1 Year	3 Year	5 Year	10 Year	Since Inception	Expense Ratio
Class A NAV	-0.03	6.70	3.78	3.50	3.22	4.01	1.45
Class A Load	-3.78	2.70	2.46	2.72	2.83	3.82	1.45
Trust Shares	0.04	6.96	4.03	3.76	3.48	4.54	1.20
Barclays 7 Year Municipal Bond Index <sup>1</sup>	0.26	9.80	6.71	6.25	5.56	6.00	--

Performance data quoted represents past performance which is no guarantee of future results. Investments return and principal value will fluctuate so that an investor's shares, when redeemed, may be worth more or less than their original costs. The load returns reflect the 3.75% maximum sales charge for the Class A Shares. Mutual fund performance changes over time and current performance may be lower or higher than what is stated. To obtain current to the most recent month-end performance, call 800-253-0412.

## Growth of a \$10,000 Investment

Class A shares - inception through March 31, 2012  
Excluding the effects of sales charges  
Assumes reinvestment of dividends and capital gains



Portfolio Profile			Portfolio Statistics		
	Class A	Trust Shares	Portfolio composition is subject to change	Portfolio	Benchmark <sup>1</sup>
Inception Date	05/01/1991	10/18/1988	Total Net Assets (\$ millions)	54.9	--
CUSIP	446327827	446327819	Number of Issues	164.0	--
Ticker	HOHFX	HOHTX	Duration	4.5	4.9
Distributions	Daily	Daily	Avg Weighted Maturity	9.1	7.0
SEC 30-Day Yield	0.86%	1.14%			

Year End Total Returns (%)							
	2005	2006	2007	2008	2009	2010	2011
Class A NAV	0.60	2.29	2.93	1.74	4.74	1.60	7.16
Trust Shares	0.86	2.59	3.18	1.95	5.05	1.85	7.37

The funds are distributed by Unified Financial Securities, Inc. (Member FINRA) a wholly owned subsidiary of Huntington Bancshares, Inc. and an affiliate of Huntington Asset Advisors, Inc. the advisor to the Huntington Funds.

This information must be preceded or accompanied by a current prospectus or summary prospectus. Please read the prospectus or summary prospectus information carefully before investing or sending money.

Bond prices are sensitive to changes in interest rates and a rise in interest rates can cause a decline in their prices.

Credit ratings pertain only to the securities in the portfolio and do not protect fund shares against market risk.

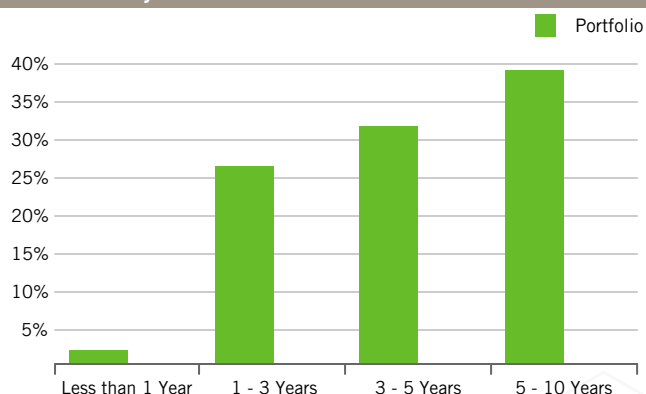
Duration is a measure of a security's price sensitivity to changes in interest rates. Securities with longer durations are more sensitive to changes in interest rates than securities of shorter durations.

Weighted Average Maturity is the average time to maturity of debt securities held in the fund.

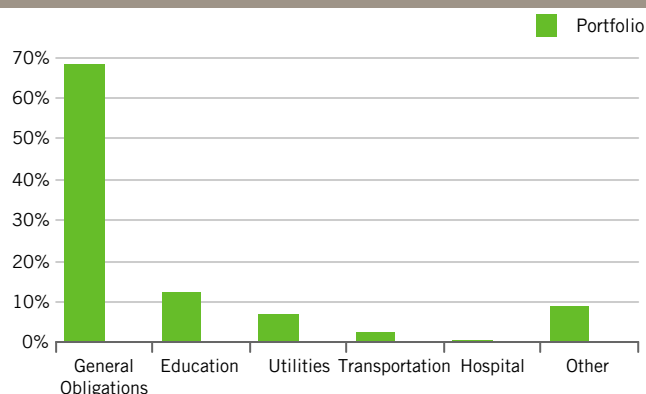
Not A Deposit \* Not Insured by Any Government Agency \* Not FDIC Insured \* No Bank Guarantee \* May Lose Value

# Huntington Ohio Tax-Free Fund

## Portfolio Maturity



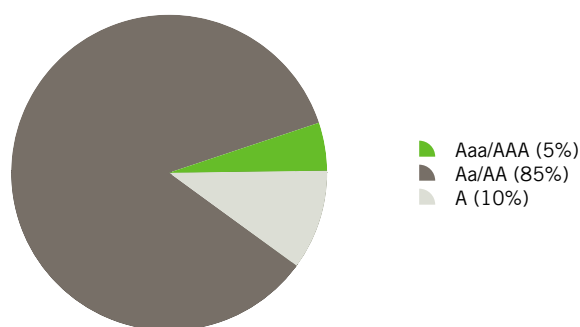
## Sector Diversification



## Top Ten Holdings<sup>2</sup>

Security	Weight (%)
Ohio State Tpk. 5.50% 02/15/20	2.3
Ohio State 4.5% 09/15/24	2.1
Shaker Heights OH 5.0% 12/01/17	2.0
Troy OH 4.75% 12/01/22	1.6
SW Licking OH SD 5.0% 12/01/19	1.5
Ohio State 4.5% 09/15/23	1.5
Ohio State 5.0% 04/01/21	1.5
Kenston Local OH SD 5.0% 12/01/20	1.4
Olentangy Local OH SD 5.0% 12/01/22	1.4
Toledo OH 5.0% 11/15/19	1.4

## Portfolio Quality<sup>3</sup>



<sup>1</sup> The Barclays Capital 7 Year Municipal Bond Index is an unmanaged index comprised of intermediate-term, investment grade tax-exempt bonds with maturities between six and eight years. Investments cannot be made in an index. Since inception return from 5/1/1991.

<sup>2</sup> The holding percentages are based on net assets at the close of business on 03/31/2012 and may not necessarily reflect adjustments that are routinely made when presenting net assets for formal financial statement purposes.

<sup>3</sup> Credit Quality- Bond ratings apply to underlying holdings of the Fund and not the Fund itself. Ratings are based on the middle rating of three rating agencies: Moody, S&P or Fitch, as applicable. When a rating from only two agencies is available, the lower ("more conservative") rating is used. Moody's assigns bond credit ratings ranging from the highest to the lowest of Aaa, Aa, A, Baa, Ba, B, Caa, Ca, C, with WR and NR as withdrawn and not rated. Standard & Poor's and Fitch assign bond credit ratings from the highest to the lowest of AAA, AA, A, BBB, BB, B, CCC, CC, C, D. Credit ratings are based largely on the rating agency's investment analysis at the time of rating and the rating assigned to any particular security is not necessarily a reflection of the issuer's current financial condition.

Total return represents the value of an investment after reinvesting all income and capital gains. Total returns for less than one year are cumulative. Returns shown are pre-tax. To receive after tax performance, please call 800-253-0412. Diversification does not assure a profit nor protect against loss in a declining market. The 30-day SEC yield is calculated by dividing the net investment income per share for the 30 days ended on the date of calculation by the maximum offering price per share on that date. The figure is compounded and annualized.