

Huntington Short/Intermediate Fixed Income Securities Fund

Morningstar Category:
Short-Term Bond



Huntington Short/Intermediate Fixed Income Securities Fund is designed to offer investors a portfolio of U.S. Government securities and investment grade quality corporate bonds, with an average weighted maturity of two - five years, to provide current income. The manager focuses on high quality corporate bonds, U.S. Treasuries and government agencies to increase income potential without assuming a great deal of risk. When selecting holdings for the Fund, the manager considers various economic factors, Federal Reserve policies, interest rate trends and spreads between different types of fixed income securities and the credit quality of existing holdings.


Fund Manager: **Bill Doughty, Senior Vice President & Senior Portfolio Manager** | Over 35 years experience | MBA, University of Dayton

Performance Update	Average annual total return (%) as of 03/31/2012						
	YTD	1 Year	3 Year	5 Year	10 Year	Since Inception	Expense Ratio
Class A NAV	0.70	2.37	3.78	3.18	--	2.50	1.31
Class A Load	-0.81	0.84	3.26	2.87	--	2.33	1.31
Trust Shares	0.82	2.68	4.04	3.45	3.24	5.08	1.07
BofA Merrill Lynch 1-5 Year Govt. Credit Index ¹	0.62	3.42	4.11	4.61	--	3.78	--

Performance data quoted represents past performance which is no guarantee of future results. Investments return and principal value will fluctuate so that an investor's shares, when redeemed, may be worth more or less than their original costs. The load returns reflect the 1.5% maximum sales charge for the Class A Shares. Mutual fund performance changes over time and current performance may be lower or higher than what is stated. To obtain current to the most recent month-end performance, call 800-253-0412.

Growth of a \$10,000 Investment

Class A shares - inception through March 31, 2012
Excluding the effects of sales charges
Assumes reinvestment of dividends and capital gains



Portfolio Profile			Portfolio Statistics		
	Class A	Trust Shares	Portfolio composition is subject to change		Benchmark ¹
Inception Date	05/09/2003	07/03/1989	Total Net Assets (\$ millions)	234.1	--
CUSIP	446327413	446327744	Number of Issues	120.0	--
Ticker	HSIAX	HSIFX	Duration	2.3	2.7
Distributions	Daily	Daily	Avg Weighted Maturity	2.4	2.8
SEC 30-Day Yield	0.05%	0.16%			

Year End Total Returns (%)							
	2005	2006	2007	2008	2009	2010	2011
Class A NAV	0.35	3.45	4.48	0.19	7.42	2.78	1.73
Trust Shares	0.54	3.71	4.79	0.44	7.69	2.99	1.99

The funds are distributed by Unified Financial Securities, Inc. (Member FINRA) a wholly owned subsidiary of Huntington Bancshares, Inc. and an affiliate of Huntington Asset Advisors, Inc. the advisor to the Huntington Funds.

This information must be preceded or accompanied by a current prospectus or summary prospectus. Please read the prospectus or summary prospectus information carefully before investing or sending money.

Bond prices are sensitive to changes in interest rates and a rise in interest rates can cause a decline in their prices.

Credit ratings pertain only to the securities in the portfolio and do not protect fund shares against market risk.

Duration is a measure of a security's price sensitivity to changes in interest rates. Securities with longer durations are more sensitive to changes in interest rates than securities of shorter durations.

Weighted Average Maturity is the average time to maturity of debt securities held in the fund.

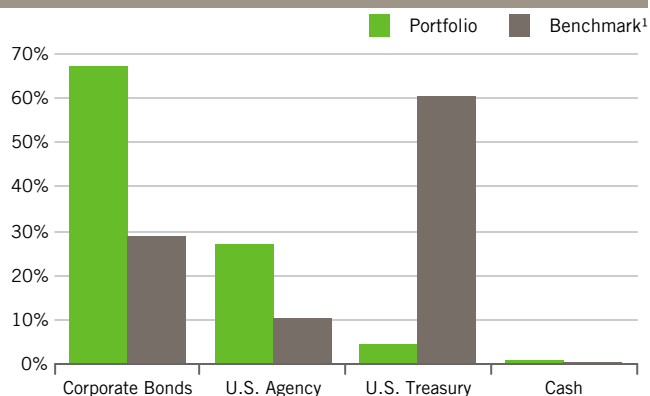
Not A Deposit * Not Insured by Any Government Agency * Not FDIC Insured * No Bank Guarantee * May Lose Value

Huntington Short/Intermediate Fixed Income Securities Fund

Portfolio Maturity



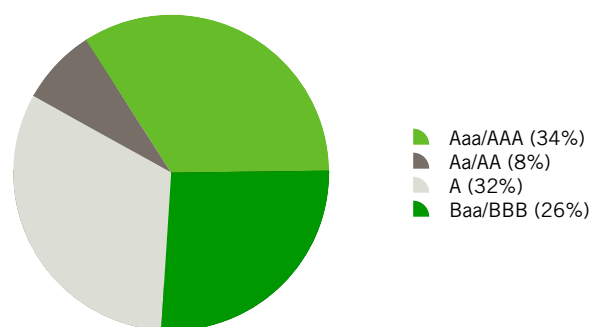
Sector Diversification



Top Ten Holdings²

Security	Weight (%)
FHLB 1.375% 05/28/14	2.6
FNMA 1.125% 09/17/13	2.2
U.S. T-Note 1.0% 08/13/16	2.1
FNMA 1.5% 09/8/14	1.7
U.S. T-Note 0.75% 06/15/14	1.7
FAMCA 3.25% 06/25/14	1.4
FHLB 1.625% 06/14/13	1.3
FNMA 1.625% 10/26/15	1.3
FNMA 1.3% 11/17/14	1.3
FNMA 1.25% 02/27/14	1.3

Portfolio Quality³



¹ The BofA Merrill Lynch 1-5 Year Government Credit Index is an unmanaged index trading short-term U.S. Government securities and short-term domestic investment-grade corporate bonds with maturities between 1 and 4.99 years. Investments cannot be made in an index. Since inception return from 5/9/2003.

² The holding percentages are based on net assets at the close of business on 03/31/2012 and may not necessarily reflect adjustments that are routinely made when presenting net assets for formal financial statement purposes.

³ Credit Quality- Bond ratings apply to underlying holdings of the Fund and not the Fund itself. Ratings are based on the middle rating of three rating agencies: Moody, S&P or Fitch, as applicable. When a rating from only two agencies is available, the lower ("more conservative") rating is used. Moody's assigns bond credit ratings ranging from the highest to the lowest of Aaa, Aa, A, Baa, Ba, B, Caa, Ca, C, with WR and NR as withdrawn and not rated. Standard & Poor's and Fitch assign bond credit ratings from the highest to the lowest of AAA, AA, A, BBB, BB, B, CCC, CC, C, D. Credit ratings are based largely on the rating agency's investment analysis at the time of rating and the rating assigned to any particular security is not necessarily a reflection of the issuer's current financial condition.

Total return represents the value of an investment after reinvesting all income and capital gains. Total returns for less than one year are cumulative. Returns shown are pre-tax. To receive after tax performance, please call 800-253-0412. Diversification does not assure a profit nor protect against loss in a declining market. The 30-day SEC yield is calculated by dividing the net investment income per share for the 30 days ended on the date of calculation by the maximum offering price per share on that date. The figure is compounded and annualized.