

			HIGH	QUALITY
			MEDIUM	
			LOW	

OHIO TAX-FREE FUND

June 30, 2010 | www.huntingtonfunds.com | 1.800.253.0412 |

Fund Goal and Strategy

The Fund seeks to provide current income exempt from federal income taxes and Ohio personal income taxes by investing in Ohio tax-exempt securities.

The Fund is designed for Ohio residents that are looking for the opportunity to reduce taxes on their investment income. The Fund may be ideal for those who live on fixed incomes or those in higher tax brackets.

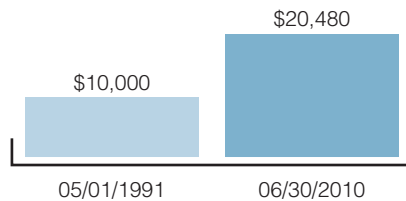
Average Annual Total Returns

	Quarter	YTD	1-yr	3-yr	5-yr	10-yr	Since Inception
Class A Load	-2.23%	-1.95%	0.49%	2.56%	1.91%	3.05%	3.81%
Class A NAV	1.56%	1.89%	4.42%	3.88%	2.69%	3.45%	4.02%
Trust Shares	1.63%	1.97%	4.68%	4.14%	2.94%	3.70%	4.57%
Lipper Ohio Municipal Debt Funds Average	1.50%	2.43%	8.89%	3.57%	3.29%	4.55%	—
Barclays Capital 7 Year Municipal Bond Index	2.27%	3.55%	8.14%	6.89%	4.97%	5.62%	—

Expense Ratio (%)

Class A	1.45
Trust	1.20

Growth Over Time



Year End Returns

	2003	2004	2005	2006	2007	2008	2009
Class A NAV	3.11%	1.32%	0.60%	2.29%	2.93%	1.74%	4.74%
Trust	3.42%	1.52%	0.85%	2.59%	3.18%	1.95%	5.05%

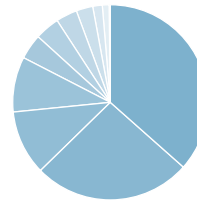
Top Ten Holdings

Ohio State Turnpike Commission	2.3%
Shaker Hights, OH Ref-Urban Renewal	2.2%
Troy, OH	1.8%
Southwest Licking County, OH	1.6%
Toledo, OH	1.5%
Ohio State	1.5%
Ohio State	1.5%
Ohio State	1.5%
Ohio State Higher Education	1.4%
Washington Court House, OH	1.4%

Portfolio composition is subject to change.

The ten largest holdings accounted for 16.5% of the Fund's investments. Fund holdings are subject to change.

Sector Diversification



General Obligations	36.5%
School District	26.2%
Water	10.7%
Higher Education	9.2%
Facilities	4.2%
Medical	4.1%
Transportation	3.5%
Airport	2.8%
General Fund	1.6%
Power	1.1%
Other	0.2%

Portfolio Quality

AAA	AA	A	BBB	Not Rated
25.6%	65.3%	5.3%	0.7%	3.1%

Portfolio Maturity

0-1 yr.	1 - 2 yrs.	2 - 3 yrs.	3 - 4 yrs.	4 - 5 yrs.	5 - 10 yrs.
3.9%	7.5%	13.0%	17.4%	21.5%	36.6%

Performance data quoted represents past performance which is no guarantee of future results. Investment return and principal value will fluctuate so that an investor's shares, when redeemed, may be worth more or less than their original cost.

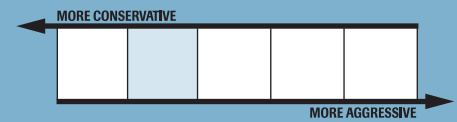
The load returns reflect the 3.75% maximum sales charge for the Class A shares.

Mutual fund performance changes over time and current performance may be lower or higher than what is stated. To obtain current to the most recent month-end performance, call 1-800-253-0412.

The funds are distributed by Unified Financial Securities, Inc. (Member FINRA) a wholly owned subsidiary of Huntington Bancshares, Inc. and an affiliate of Huntington Asset Advisors, Inc. the advisor to the Huntington Funds.

Not A Deposit	Not Insured By Any Government Agency	Not FDIC Insured	No Bank Guarantee	May Lose Value
----------------------	---	-------------------------	--------------------------	-----------------------

Risk/Reward Profile



June 30, 2010 | Ohio Tax-Free Fund |

Key Reasons to Invest

- **Designed for Tax-Sensitive Ohio Residents.** The Fund provides an opportunity for current “double tax-free” income: exempt from federal and Ohio personal income tax.
- **Invests in High Quality Ohio Municipal Bonds.** These Ohio municipal obligations include debt obligations issued by Ohio and its political subdivisions to obtain funds for various public projects that will benefit Ohio residents and help contribute to the growth of their communities. The quality of the bonds helps ensure that the principal and interest payments will be made in a timely manner.

Portfolio Profile

Class A	
Inception Date	05/01/1991
CUSIP	446327827
Ticker	HOHFX
NAV	\$21.35
SEC 30-Day Yield	1.60%
Trust Shares	
Inception Date	10/18/1988
CUSIP	446327819
Ticker	HOHTX
NAV	\$21.36
SEC 30-Day Yield	1.91%
Total Net Assets (millions)	\$50.48
Number of Issues	156
Average Weighted Maturity (years)	9.1
Duration	4.5
Dividend Schedule	Daily
Minimum Initial Investment	\$1,000

Professional Fund Management

Kathy Stylarek, Vice President and Senior Portfolio Manager

- More than eight years of investment management experience
- Bachelor’s Degree in Finance, University of South Florida

The growth of a \$10,000 investment shown is for the Class A Shares. Figures reflect the maximum 3.75% sales charge. The Fund offers additional classes of shares whose performance will vary due to differences in charges and expenses.

Lipper figures represent the average total returns reported by all mutual funds designated by Lipper Inc. as falling into the respective categories indicated. They do not reflect sales charges.

The Barclays Capital 7 Year Municipal Bond Index is an unmanaged index comprised of intermediate-term, investment grade tax-exempt bonds with maturities between six and eight years. Investments cannot be made in an index.

Total return represents the value of an investment after reinvesting all income and capital gains. Total returns for less than one year are cumulative.

The 30-day SEC yield is calculated by dividing the net investment income per share for the 30 days ended on the date of calculation by the maximum offering price per share on that date. The figure is compounded and annualized.

Returns shown are pre-tax. To receive after-tax performance, please call 1-800-253-0412.

Duration is a measure of a security’s price sensitivity to changes in interest rates. Securities with longer durations are more sensitive to changes in interest rates than securities of shorter durations.

This information must be preceded or accompanied by a current prospectus or summary prospectus. Please read the prospectus or summary prospectus carefully before investing or sending money.

The holding percentages are based on net assets at the close of business on 06/30/10 and may not necessarily reflect adjustments that are routinely made when presenting net assets for formal financial statement purposes.

Income may be subject to the federal alternative minimum tax.

Credit ratings pertain only to the securities in the portfolio and do not protect fund shares against market risk.

Bond prices are sensitive to changes in interest rates and a rise in interest rates can cause a decline in their prices.

Weighted Average Maturity is the average time to maturity of debt securities held in the fund.